

## Installation recommendations for **MACROCLEAN** opaque polycarbonate sheets using **MACROGLUE**

### Necessary materials for assembly

- Compressed air gun for cartridge of **Macroglue** glue. For big projects we recommend the 16 litres bucket, using a spatula to distribute the glue on the surface.
- **Macroglue** quantity required: 500 gr/m<sup>2</sup> of surface.
- Double piston cartridge gun for **Macroglue** sealant.
- **Macroglue** sealant: coverage 10–12 ml per cartridge.
- Adhesive tape to protect the **Macroglue** sheets from the **Macroglue** sealant.
- Plastic roller to pass through the sheet once it has been installed so that the **Macroglue** glue is well distributed behind the sheet.
- Small spatula.
- Professional bender in case you want to bend the **Macroglue** sheet in the corners.

### Before starting the project

**Macroglue** sheets are for interior surfaces.


Make sure the surfaces are smooth, free of dust and moisture. Any imperfection in the wall will be transmitted to the **Macroglue** sheet, altering its planimetry.

The glossy side of the **Macroglue** sheet is the one that matches the **Macroglue** glue, the opaque side is the side seen from the outside.

### Macroglue sheet bonding

It is made with the **Macroglue** cartridges and using the compressed air gun or with a 16 liters bucket and a spatula. The **Macroglue** system with **Macroglue** has classification A+ and B-s1,d0, according to the fire regulations.

Now apply the sheet to the wall. A minimum distance of 2–3 mm must be left from the edge of the **Macroglue** sheet to both the ceiling and the floor.




## Macroclean sheet bonding

It is made with **Macroseal** sealant using a double piston gun. Leaving a 2-3 mm gap between the sheets and protecting the sheets with isolating tape from excess of **Macroseal** sealant (A+ and bactericide classification).



*Protect the front of the sheets with adhesive tape to prevent staining.*



*Inject the sealant into the slot between the sheets.*



*After 4 or 5 minutes, spread with a spatula to remove the excess of sealant.*



*After 1/2 hour remove the tape leaving the sheet and the sealed joint uncovered.*


## Cold bent

**Macroclean** sheets can be cold bent with a professional bending machine without losing their mechanical or antibacterial properties.

## Moldings

If required, we have PVC or aluminum moldings according to the project.

**PVC moldings:** available in white color and 2,44 meters length.



**Aluminum moldings:** available in 2,44 meters length.

